



WG.100

PIVOTING WEB GUIDING SYSTEM



- ✓ Used for narrow web applications
- ✓ 34 mm/s max speed actuator
- ✓ Stepping motor for a quick and precise regulation
- ✓ Extremely compact design
- ✓ CAN bus network

WG is the pivoting frame series of web guiding system for controlling and align all kind of web. The adjustment geometry is fully inside the electromechanical system and the webguide can be applied in different positions so that all possible web paths can be used. All pivoting frames are equipped with the latest generation stepping motors to guarantee a very quick and precise movement and zero maintenance.

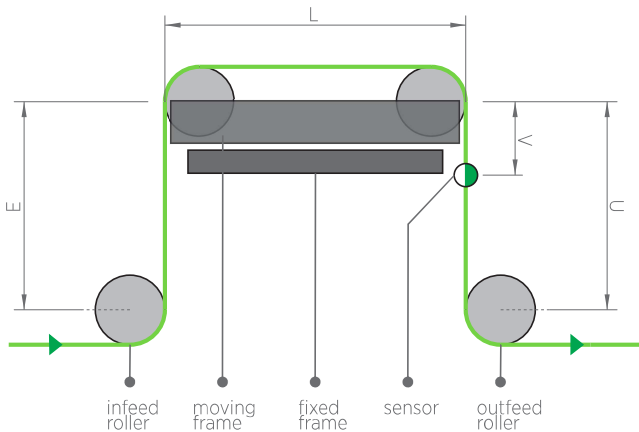
WG.100 series is the smallest model; thanks to its compact design, it can be applied in narrow spaces and integrated into existing machines. It is used with narrow web and usually for hygiene, label and packaging industry.

Sensors: the system can be used with both infrared or ultrasonic sensors to detect the edge, and with optical sensor to detect line or edge, of all kind of materials.

Controller: WG.100 can be used with both ReSmart technology, using MWG10.1 controller, and SmartMotion technology, using WLigo controller.

Network: To guarantee a perfect network and communication, eventual external modules of the system (such as a remote keyboard or another web guide unit) are connected with the Re CAN bus interface that also guarantees an increased level of security interference.

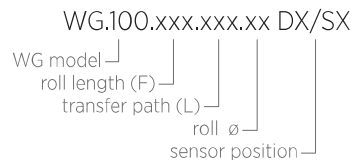
TECHNICAL DRAWING



Selection model table

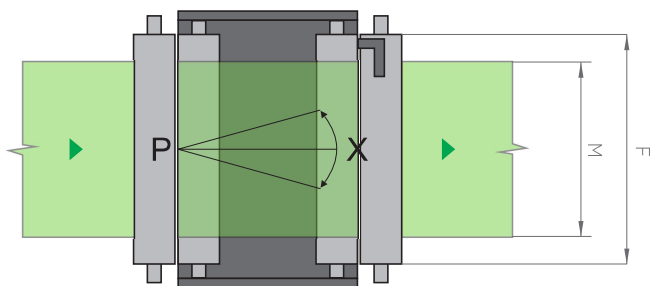
F \ L	110	140
100		✓
140		✓
160	✓	

* for other model contact our technical dpt.



Optional

Roller: black tape surface
tape rubber surface
cork tape surface



Functioning

Re pivoting web guiding systems have a mobile frame that rotates around a virtual axis, called pivot, which is the ideal rotation axis, allowing for greater adjustment precision. The material elasticity module determines the space needed to infeed and outfeed material from the web guide, which is at least 3/4 the maximum width of the web. (E and U = 3/4 M max)

E	infeed path	P	pivot point
F	roll length	U	outfeed path
L	transfer path	V	sensor distance
M	material width	X	guide angle

TECHNICAL CHARACTERISTICS

Power supply	24 Vdc
Power consumption	4 A
Actuator stroke	± 10 mm
Actuator speed	min 1 mm/s - max 34 mm/s
Frame speed	min 2 mm/s - max 26 mm/s
Roll length F	see table
Transfer path L	see table
Roller diameter	30 mm - 50 mm
Max web tension	100 N
Working temperature	10÷50° C
Technology	Resmart (MWG10.1 keypad) SmartMotion (WLigo keypad)

*Data are subject to technical change without notice



Re S.p.A.
via Firenze 3
20060 Bussero (MI) Italy

T +39 02 9524301
F +39 02 95038986
E info@re-spa.com

Assistenza tecnica
Technical support
T +39 02 952430.300
E support@re-spa.com

Assistenza commerciale
Sales support
T +39 02 952430.200
E sales@re-spa.com